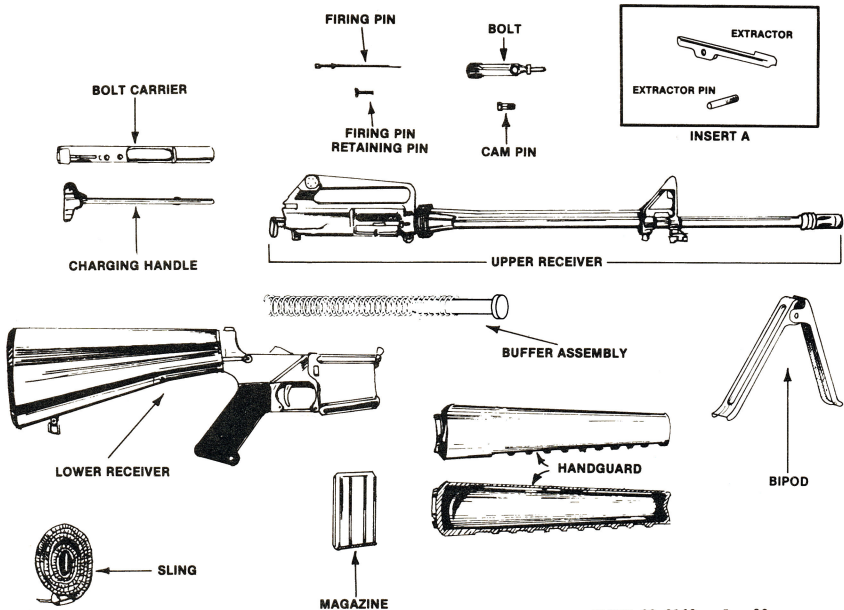



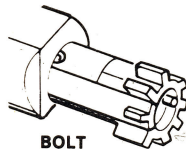
# THE M16A1 RIFLE FIELD STRIPPED.





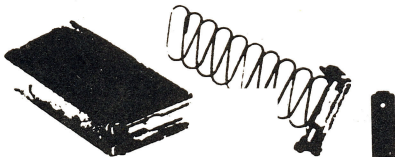
### BOLT CARRIER

- Swab, saturated with CLP, wipe the bolt carrier inside and out.
- Dry.
- Lubricate with a coat of CLP.



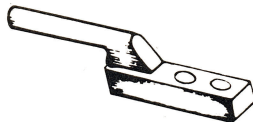
### BOLT

- Swab saturated with CLP, wipe the neck and face, take a tooth brush dipped in CLP, scrub the locking lugs.
- Dry.
- Lubricate with a coat of CLP. No CLP on the face of bolt.



### MAGAZINE


- Wipe down inside, outside of the tube, the spring the follower and the base plate with a clean dry cloth.
- Lubricate the spring only, with CLP.



### BOLT CARRIER KEY

- Bore brush dipped in CLP, insert with twisting motion.
- Dry with as many pipe cleaners needed.
- Lubricate with one (1) drop of CLP.

### UPPER RECEIVER



#### INSIDE POWDER FOULING AREA

- Tooth brush dipped in CPL; scrub sides, and top of powder fouling area; take bore brush dipped in CLP, clean around gas extension tube top, sides and bottom.
- Dry.
- Lubricate with a coat of CLP.

#### OUTSIDE

- Wipe down with clean dry cloth, clean front sight with dry tooth brush.
- Lubricate with CLP on sight. Work detent up and down, lubricate barrel and outside of powder fouling area with CLP.